

Marine Auxiliary Engine- WP6 Series

General Specifications

Bore & Stroke	105x130 mm
Displacement	6.8 L
Cylinder Number	6
Compression Ratio	18:1
Fuel System	Mechanical Pump
Governor Method	Mechanic/Electronic
Aspiration	TA
Emission Standard	IMO Tier II



Engine Speed	Engine Output		Typical Generator Output
	Prime(PRP)	Standby(ESP)	
RPM	kW	kW	kWe/kVA
1500	120	132	100/125
1500	138	152	120/150

Engine Speed	Engine Output		Typical Generator Output
	Prime(PRP)	Standby(ESP)	
RPM	kW	kW	kWe/kVA
1800	120	132	100/125
1800	144	158	120/150

Standard Equipments

Engine and block

- Cast iron gantry type structure block
- One-piece forged Crankshaft
- Aluminium alloy pistons with gallery oil cooling
- Separate cast iron cylinder heads and wet liners

Cooling system

- Fresh/raw water heat exchanger with integrated thermostatic valves and expansion tank
- Cast iron centrifugal fresh water pump, mechanically driven by belt
- Self-priming raw water pump, mechanically driven

Lubrication system

- Spin-on full-flow lub oil filter
- Fresh water cooled lube and plate type oil cooler

Fuel system

- P-type in-line injection pump
- Dual-skinned fuel pipe with alarm and leakage collector
- Duplex fuel filters replaceable engine running

Intake air and exhaust system

- Washable air filter
- Turbocharger optimized for marine application
- Insulated exhaust manifold and exhaust expansion joint

Electrical system

- 24V electric starter motor and battery charging alternator
- Voyage safeguard monitor and 5m harness

Flywheel and housing

- SAE3 flywheel housing and SAE 11.5 size flywheel

Certification

- CCS and IAPPC

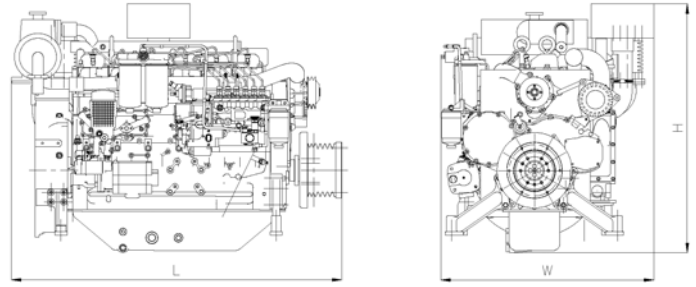
Optional Equipments

- Remote controlling monitor
- Manual drawing off oil pump
- Tool Kits

	Continuous Power(COP)	Prime Power(PRP)	Standby Power(ESP)
Mean engine load factor	100%	≤70% per 250 h	≤80% per 24 h
Annual working time	Unlimited	Unlimited	≤200 h
Time at full load	Unlimited(Max. load≤0.85PRP)	≤500 h per year	≤25 h per year
Overload capacity	No	1 h per 12 h(10% overload)	No

Dimensions and Weight

Length	1370 mm
Width	883 mm
Height	1028 mm
Weight	750 kg



Power definition

Standard ISO 3046/1 -1995(F)

Reference conditions

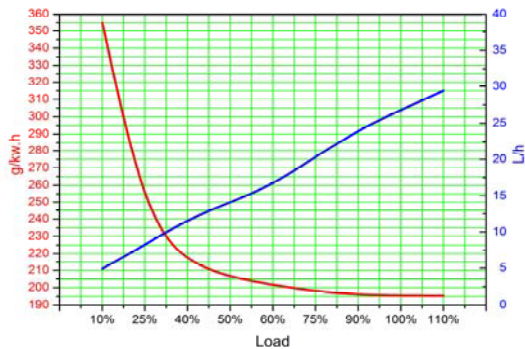
Ambient temperature	25 °C
Barometric pressure	100 kPa
Relative humidity	30%
Raw water temperature	25 °C

Fuel oil

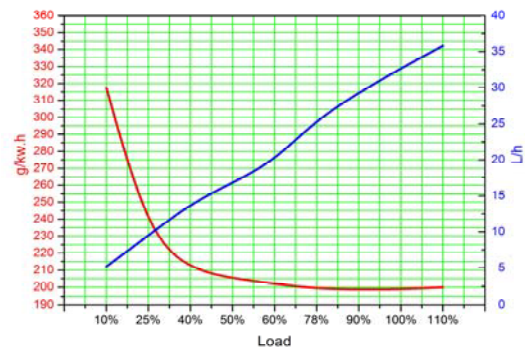
Relative density	0,840 ± 0,005
Lower calorific power	42 700 kJ/kg
Consumption tolerances	0 ± 5 %

Lube oil

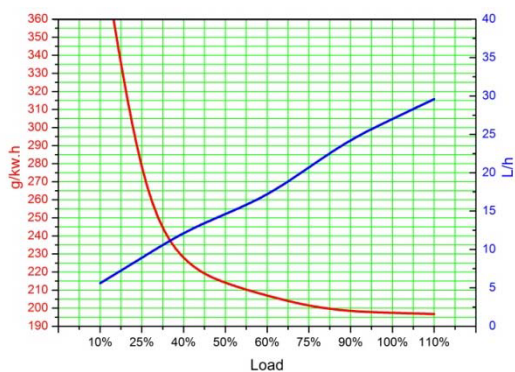
Recommend grade	CD 15W/40
-----------------	-----------



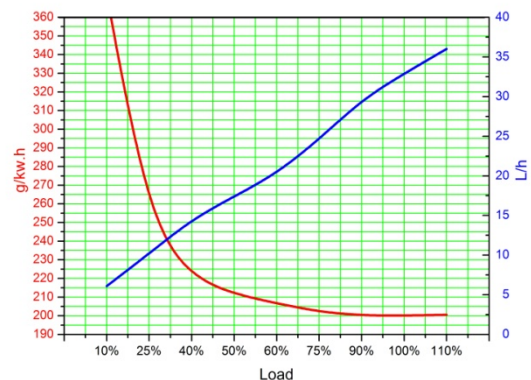
WP6CD132E200-1500rpm/120kW



WP6CD152E200-1500rpm/138kW



WP6CD132E201-1800rpm/120kW



WP6CD158E201-1800rpm/144kW

Distributed By:

Manufacturer: Weichai Power Co., Ltd
 Address: 197 A, Fushou East Street, High-Tech
 Development Zone, Weifang, China
www.weichai.com

